

# BASIS FOR SUBCRITICAL LIMITS IN PROPOSED CRITICALITY SAFETY STANDARD FOR MIXED OXIDES

E. D. CLAYTON, H. K. CLARK,\* D. W. MAGNUSON,<sup>+</sup>  
J. H. CHALMERS,<sup>†</sup> GORDON WALKER,<sup>‡</sup> N. KETZLACH,\*\*  
RYOHEI KIYOSE,<sup>++</sup> C. L. BROWN, D. R. SMITH,<sup>††</sup>  
and R. ARTIGAS<sup>‡‡</sup> Battelle Northwest Laboratories, Battelle Boulevard  
Richland, Washington 99352

Received December 16, 1976  
Accepted for Publication April 5, 1977

*Subcommittee 8 of the Standards Committee of the American Nuclear Society has proposed a standard providing subcritical limits for operations with mixed oxides of plutonium and uranium. The subcritical limit is the limiting value assigned to a controlled parameter that results in a system known to be subcritical, provided the limiting value of no other controlled parameter of the system is violated. The proposed standard includes subcritical limits for mixed oxides containing up to 30 wt% plutonium in Pu + U. A review was made of the available experimental data and validations undertaken that serve as the basis of the limits, and the assertion that they are, indeed, subcritical as given.*

## INTRODUCTION

The American National Standard for Nuclear Criticality Safety in Operations with Fissionable Materials Outside Reactors (N16.1-1975) provides single-parameter limits for operations with <sup>235</sup>U, <sup>233</sup>U, and <sup>239</sup>Pu (Ref. 1). Subcommittee 8 of the Standards Committee of the American Nuclear Society is proposing a standard for operations with mixed oxides, extending N16.1 chiefly through the inclusion of additional subcritical limits. These limits may prove valuable for operations with mixed oxides of plutonium and uranium encountered in light water reactor, liquid-metal fast breeder reactor, and gas-cooled fast reactor fuel cycle operations. As defined in N16.1, a subcritical limit is the limiting value assigned to a controlled parameter that results in a system known to be subcritical provided the limiting value of no other controlled parameter of the system is violated. This limit contains margins designed to

## CHEMICAL PROCESSING

**KEYWORDS:** *criticality, plutonium dioxide, uranium dioxide, safety, fuel cycle, homogeneous mixtures, water, data, subcriticality*

be sufficiently large to allow for uncertainties in calculations and experimental data used in its derivation, but, simultaneously, sufficiently small to discourage attempts to justify a larger limit. The margins contain no allowances for operating contingencies, e.g., double batching or a failure of analytical techniques to yield accurate values. Therefore, process specifications must incorporate margins to protect against the consequences of uncertainties in process variables and against a limit being accidentally exceeded.

The selection of limits with sufficiently, but not excessively, large margins is necessarily somewhat arbitrary, and requires the exercise of judgment, particularly, as in the present case, for mixed oxides, where pertinent experimental data are sparse. N16.1 offers the following guidance: "In the absence of directly applicable experimental measurements, the limits may be derived from calculations made by a method shown to be valid by comparison with experimental data, provided sufficient allowances are made for uncertainties in the data and in the calculations." The

\*E. I. du Pont de Nemours and Company, Savannah River Laboratory, Theoretical Physics Division, Aiken, South Carolina 29801.

<sup>+</sup>Union Carbide Corporation, Oak Ridge Gaseous Diffusion Plant, Oak Ridge, Tennessee 37830.

<sup>†</sup>Department of Trade and Industry, Nuclear Installations Inspectorate, NII 2 Silkhouse Court, Tithebarn Street, Liverpool, Lancashire L2 2LZ, England.

<sup>‡</sup>United Kingdom Atomic Energy Authority, Safety and Reliability Directorate, Laboratories and Transport Section, Wigshaw Lane, Culcheth, Warrington, Lancashire WA3 4NE England.

\*\*U.S. Nuclear Regulatory Commission, Division of Fuel Cycle and Material Safety, Fuel Processing and Fabrication Branch, Washington, D.C. 20555.

<sup>++</sup>University of Tokyo, Department of Nuclear Engineering, 7-3-1, Hongo, Bunkyo-ku, Tokyo, Japan.

<sup>††</sup>Los Alamos Scientific Laboratory, P.O. Box 1663, Los Alamos, New Mexico 87545.

<sup>‡‡</sup>General Electric Company, Nuclear Energy Systems Division, 175 Curtner Avenue, San Jose, California 95125.

American National Standard, Validation of Calculational Methods for Nuclear Criticality Safety (N16.9-1975), offers further guidance. The material that follows gives the limits selected by the Work Group and the basis for asserting that they are indeed subcritical. Whenever numerical limits are given in a Standard, it is important that their basis be published in the open literature, where it may be examined by the user of the Standard.

**SCOPE OF PROPOSED STANDARD**

Although the limits may eventually be extended to lattices and other heterogeneous systems, they are presently restricted to homogeneous systems of plutonium and uranium dioxide. The mixtures may be solutions, suspended solids, precipitates, or a mechanical blend of powders, and are fully reflected by water. The following compositions were selected as having the greatest utility. The oxide mixtures contain 30, 15, 8, and 3% PuO<sub>2</sub> by weight. The uranium is natural. Isotopic compositions of plutonium are 100% <sup>239</sup>Pu; 79% <sup>239</sup>Pu, 15% <sup>240</sup>Pu, 6% <sup>241</sup>Pu; or 60% <sup>239</sup>Pu, 25% <sup>240</sup>Pu, and 15% <sup>241</sup>Pu. (Plutonium-238 and -242 may be considered present, but were conservatively ignored in calculating limits.)

Subcritical limits were derived for both dry and water-moderated systems. Since a completely dry oxide system may be difficult to maintain, subcritical limits were derived also for damp [H/(Pu + U) ≤ 0.45] oxide.<sup>2</sup> Solutions and slurries were assumed to be uniform homogeneous mixtures of UO<sub>2</sub> [10.96 g/cm<sup>3</sup> (10.96 × 10<sup>3</sup> kg/m<sup>3</sup>)] and PuO<sub>2</sub> (11.46 g/cm<sup>3</sup> for <sup>239</sup>PuO<sub>2</sub>) in water. Critical dimensions of such systems have minima as a function of concentration, provided the oxide mixture does not contain much more than 30% PuO<sub>2</sub> by weight.

**SUBCRITICAL LIMITS**

**Uniform Aqueous Mixtures**

Limits for uniform aqueous mixtures<sup>3-5</sup> of plutonium and uranium (<sup>235</sup>U ≤ 0.71 wt%) fully reflected by water are given in Table I. A margin of ~2% (see next section) in *k*<sub>eff</sub> was considered sufficient to account for uncertainties in calculations and experimental data used in deriving the limits on mass, volume, cylinder diameter, and slab thickness. Estimated critical values are shown in Figs. 1 through 4 along with the subcritical limits for a plutonium isotopic composition of 100% <sup>239</sup>Pu to indicate the corresponding margin in terms of mass or dimension. The margins for the subcritical limits with higher isotopes would be similar.

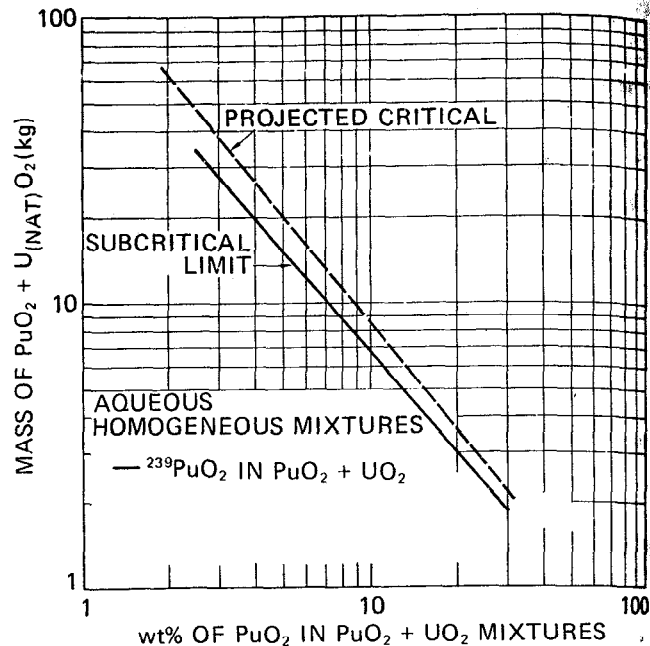


Fig. 1. Mass limit versus plutonium content.

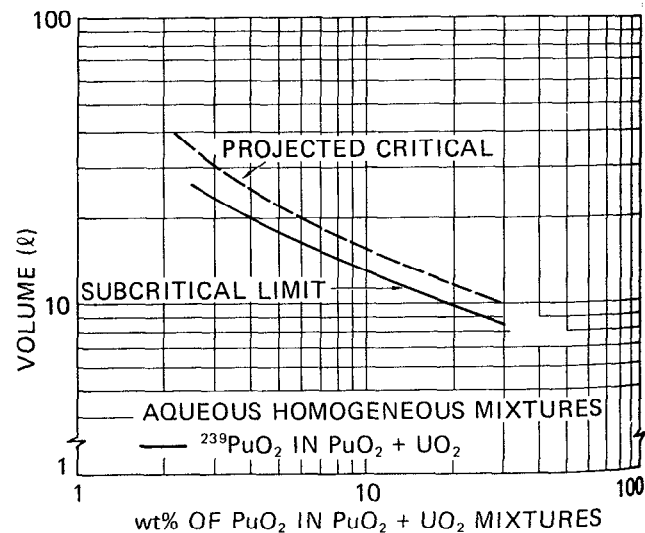


Fig. 2. Volume limit versus plutonium content.

For sufficiently dilute mixtures, criticality is impossible regardless of mass. A margin in *k* approaching 5% was used in deriving the infinite sea concentration limits in Table I, because uncertainties were considered greater than for mass or dimension limits. The corresponding margin in terms of concentration approaches 10%. The product of critical slab thickness and concentration has a minimum, leading to a limiting areal density that is useful where precipitation or evaporation is a credible possibility. As for the infinite sea concentration, uncertainties

TABLE I  
Subcritical Limits for Uniform Aqueous Mixtures of Plutonium and Uranium (<sup>235</sup>U ≤ 0.71 wt%)

30 wt% PuO <sub>2</sub> in PuO <sub>2</sub> + UO <sub>2</sub>	15 wt% PuO <sub>2</sub> in PuO <sub>2</sub> + UO <sub>2</sub>	8 wt% PuO <sub>2</sub> in PuO <sub>2</sub> + UO <sub>2</sub>	3 wt% PuO <sub>2</sub> in PuO <sub>2</sub> + UO <sub>2</sub>
---	---	--	--

ity is n in a infinite cause an for onding is 10% and a lim- scription. ly. As limited



TABLE I

Subcritical Limits for Uniform Aqueous Mixtures of Plutonium and Uranium (<sup>235</sup>U ≤ 0.71 wt%)

	3 wt% PuO <sub>2</sub> in PuO <sub>2</sub> + UO <sub>2</sub>			8 wt% PuO <sub>2</sub> in PuO <sub>2</sub> + UO <sub>2</sub>			15 wt% PuO <sub>2</sub> in PuO <sub>2</sub> + UO <sub>2</sub>			30 wt% PuO <sub>2</sub> in PuO <sub>2</sub> + UO <sub>2</sub>		
	(A) <sup>a</sup>	(B) <sup>a</sup>	(C) <sup>a</sup>	(A)	(B)	(C)	(A)	(B)	(C)	(A)	(B)	(C)
Mass of plutonium contained in oxide (kg)	0.73	1.35	2.00	0.61	1.06	1.53	0.54	0.94	1.28	0.50	0.87	1.16
(Total oxide mass, PuO <sub>2</sub> + UO <sub>2</sub> ) (kg)	(27.5)	(51.3)	(75.9)	(8.6)	(15.1)	(21.7)	(4.1)	(7.1)	(9.7)	(1.9)	(3.3)	(4.4)
Cylinder diameter (cm) (×10 <sup>-2</sup> = m)	24.3	30.8	34.8	19.8	24.9	27.5	17.8	22.5	24.8	16.2	21.0	23.4
Slab thickness (cm) (×10 <sup>-2</sup> = m)	11.0	14.9	17.4	8.2	11.2	12.9	6.9	9.6	11.0	5.9	8.7	9.9
Volume (ℓ)	23.5	44.8	63.4	14.0	25.9	34.4	11.0	20.4	26.6	8.5	16.8	21.6
Infinite sea limiting <sup>b</sup> subcritical concentration of plutonium contained in oxide (g/ℓ) (×10 <sup>-3</sup> = kg/ℓ)	6.8	8.06	9.27	6.9	8.19	9.43	7.0	8.16	9.39	7.0	8.12	9.32
(H/Pu atom ratio) <sup>c</sup>	(3780)	(3203)	(2780)	(3780)	(3210)	(2790)	(3780)	(3237)	(2818)	(3780)	(3253)	(2848)
(Total oxide limiting concentration, PuO <sub>2</sub> + UO <sub>2</sub> ) (g/ℓ) (×10 <sup>-3</sup> = kg/ℓ)	(257)	(305)	(351)	(97.8)	(116)	(134)	(52.9)	(61.7)	(71.0)	(26.5)	(30.7)	(35.2)
Areal density of plutonium contained in oxide (g/cm <sup>2</sup> ) (×10 = kg/m <sup>2</sup> )	0.27	0.38	0.47	0.25	0.34	0.42	0.25	0.33	0.41	0.24	0.32	0.37
(Total areal density of mixed oxides, PuO <sub>2</sub> + UO <sub>2</sub> ) (g/cm <sup>2</sup> ) (×10 = kg/m <sup>2</sup> )	(10.2)	(14.4)	(17.7)	(3.5)	(4.8)	(5.9)	(1.9)	(2.5)	(3.1)	(0.9)	(1.2)	(1.4)

<sup>a</sup> Conditions on plutonium isotopic ratios: (A) = <sup>240</sup>Pu > <sup>241</sup>Pu; (B) = <sup>240</sup>Pu ≥ 15 wt%, <sup>241</sup>Pu ≤ 6 wt%; and (C) = <sup>240</sup>Pu ≥ 25 wt%, <sup>241</sup>Pu ≤ 15 wt%.

<sup>b</sup> For plutonium content in mixed oxides in the range below 3 wt% to 0.13 wt%, the subcritical limit of Table III is controlling. The plutonium concentration limit corresponding to 0.13 wt% is ≤ 4.9 g Pu/ℓ. For PuO<sub>2</sub> content ≤ 0.13 wt%, an aqueous, homogeneous mixture of mixed oxides will remain subcritical irrespective of any H/Pu ratio or concentration of PuO<sub>2</sub> + UO<sub>2</sub> in the mixture. (A reduction in the subcritical concentration below the value of 6.8 g/ℓ at 3 wt% PuO<sub>2</sub> is required to account for the presence of <sup>235</sup>U in the uranium, which becomes relatively more important at lower plutonium contents. The H/Pu ratio of 3780 will ensure subcriticality, if utilized for control, but at 0.13 wt% PuO<sub>2</sub>, the corresponding plutonium concentration would be down to 4.2 g Pu/ℓ, which is a value somewhat less than required for the subcritical limit if the limit is expressed in terms of concentration or g Pu/ℓ.)

<sup>c</sup> Lower limit. All other limits are upper limits.

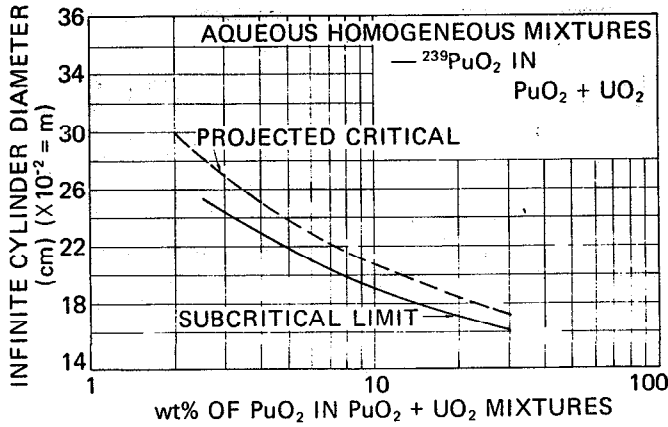


Fig. 3. Cylinder diameter limit versus plutonium content.

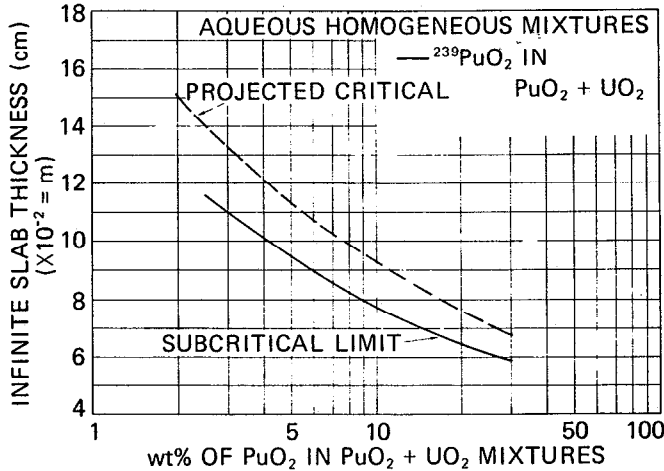


Fig. 4. Slab thickness limit versus plutonium content.

were considered greater than for mass or dimension limits, and a margin of ~4% in  $k_{eff}$  was used in deriving the areal density limits of Table I.

**Dry and Damp Oxides**

Subcritical mass limits for units of mixed oxides are given in Table II. Calculations were made for an isotopic composition of 100%  $^{239}\text{Pu}$ , but the limits apply to other compositions. A considerable effort (see next section) was put forth in deriving these limits. In some cases, as many as six "independent" calculations were made. The smallest limits were selected, with a margin in  $k_{eff}$  estimated in these calculations to be ~3%. In terms of mass, the corresponding margin increases with mass. For dry 30%  $\text{PuO}_2$ , it is ~9%, and for damp, half-density 8%  $\text{PuO}_2$ , nearly 50%. The densities listed are the theoretical values for dry and damp mixed oxides. Subcritical limits are also included for damp mixed oxides at  $\frac{1}{2}$  theoretical density.

TABLE II  
Subcritical Limits for Units of Mixed Oxides\*

	3 wt% $\text{PuO}_2$	8 wt% $\text{PuO}_2$	15 wt% $\text{PuO}_2$	30 wt% $\text{PuO}_2$
Dry mixed oxides at theoretical density	Subcritical in any amount	122 kg Pu (1729 kg $\text{PuO}_2 + \text{UO}_2$ at density $\leq 11.00$ g $\text{PuO}_2 + \text{UO}_2/\text{cm}^3$ )	47.0 kg Pu (355 kg $\text{PuO}_2 + \text{UO}_2$ at density $\leq 11.04$ g $\text{PuO}_2 + \text{UO}_2/\text{cm}^3$ )	26.1 kg Pu (98.6 kg $\text{PuO}_2 + \text{UO}_2$ at density $\leq 11.11$ g $\text{PuO}_2 + \text{UO}_2/\text{cm}^3$ )
Damp mixed oxides at theoretical density, $H/(\text{Pu} + \text{U}) \leq 0.45$	236 kg Pu (8919 kg $\text{PuO}_2 + \text{UO}_2$ at density $\leq 9.42$ g $\text{PuO}_2 + \text{UO}_2/\text{cm}^3$ )	49.4 kg Pu (700 kg $\text{PuO}_2 + \text{UO}_2$ at density $\leq 9.44$ g $\text{PuO}_2 + \text{UO}_2/\text{cm}^3$ )	32.9 kg Pu (249 kg $\text{PuO}_2 + \text{UO}_2$ at density $\leq 9.47$ g $\text{PuO}_2 + \text{UO}_2/\text{cm}^3$ )	23.3 kg Pu (88.1 kg $\text{PuO}_2 + \text{UO}_2$ at density $\leq 9.52$ g $\text{PuO}_2 + \text{UO}_2/\text{cm}^3$ )
Damp mixed oxides at one-half theoretical density, <sup>a</sup> $H/(\text{Pu} + \text{U}) \leq 0.45$	885 kg Pu (33 447 kg $\text{PuO}_2 + \text{UO}_2$ at density $\leq 4.71$ g $\text{PuO}_2 + \text{UO}_2/\text{cm}^3$ )	161 kg Pu (2282 kg $\text{PuO}_2 + \text{UO}_2$ at density $\leq 4.72$ g $\text{PuO}_2 + \text{UO}_2/\text{cm}^3$ )	102 kg Pu (771 kg $\text{PuO}_2 + \text{UO}_2$ at density $\leq 4.73$ g $\text{PuO}_2 + \text{UO}_2/\text{cm}^3$ )	67.9 kg Pu (256.6 kg $\text{PuO}_2 + \text{UO}_2$ at density $\leq 4.76$ g $\text{PuO}_2 + \text{UO}_2/\text{cm}^3$ )

\*Masses given are for the plutonium contained in the mixed oxide; the total mass of  $\text{PuO}_2 + \text{UO}_2$ , together with the oxide density, is given in parentheses. The limits apply to mixed oxides of  $^{239}\text{Pu}$  and natural uranium ( $^{235}\text{U} \leq 0.71$  wt%).  
<sup>a</sup>Note that if any of these numbers is to be applied, the total oxide density must not exceed the densities given for 3, 8, 15, and 30 wt%  $\text{PuO}_2$ .

Plutonium Enrichment  
 Just a  
 in a hom  
 enriched  
 enrichment  
 in natura  
 lity, r  
 ation l  
 given in  
 for mixe  
 in water  
 margin i  
 ures, ~2  
 Subc  
 Dry Mix  
 Limit  
 Pu + U  
 Damp M  
 H/(Pu  
 wt%  $^{235}\text{U}$   
 Wet Mix  
 Limit  
 Pu + U  
 Aqueous  
 Limit  
 Pu + U  
 ions  
 and t  
 atom  
 These l  
 plutoni  
 of these  
 Validation o  
 of Bias (Ref.  
 For  
 limits,  
 perform  
 section  
 the rest  
 calculat  
 perimen  
 applicab  
 data dc  
 NUCLEAR

Plutonium Enrichment

Just as uranium oxide cannot be made critical in a homogeneous aqueous mixture without being enriched in <sup>235</sup>U or as dry oxide without further enrichment, so there are concentrations of <sup>239</sup>Pu in natural uranium that are necessary for criticality, regardless of mass. Subcritical concentration limits of <sup>239</sup>Pu in natural uranium are given in Table III for dry and damp mixed oxides, for mixed nitrates in water, and for mixed oxides in water. For the dry and damp oxides, the margin in *k* was ~5%, and for the aqueous mixtures, ~2%.

TABLE III

Subcritical Limits for <sup>239</sup>Pu Content in Uranium (<sup>235</sup>U ≤ 0.71 wt%) Applicable to Unrestricted Quantities

	Plutonium Content
<u>Dry Mixed Oxides<sup>a</sup></u>	
Limiting subcritical wt% <sup>239</sup> Pu in Pu + U	4.4 wt%
<u>Damp Mixed Oxides<sup>a</sup></u>	
H/(Pu + U) ≤ 0.45; limiting subcritical wt% <sup>239</sup> Pu in Pu + U	1.8 wt%
<u>Wet Mixed Oxides<sup>a</sup></u>	
Limiting subcritical wt% of <sup>239</sup> Pu in Pu + U	0.13 wt%
<u>Aqueous Nitrate Solutions</u>	
Limiting subcritical wt% of <sup>239</sup> Pu in Pu + U in the presence of 4 nitrate ions per Pu atom [Pu(NO <sub>3</sub> ) <sub>4</sub> ], and two nitrate ions per uranium atom [UO <sub>2</sub> (NO <sub>3</sub> ) <sub>2</sub> ]	0.65 wt%

<sup>a</sup>These limits are not applicable to atom mixtures of plutonium and uranium, but are restricted to the oxides of these nuclides (PuO<sub>2</sub> + UO<sub>2</sub>).

Validation of Methods and Establishment of Bias (Ref. 6)

For the purpose of deriving the subcritical limits, several calculations were independently performed, utilizing various codes and cross-section sets. To assess the confidence with which the results of the calculations can be applied, the calculations were validated against pertinent experimental data. Unfortunately, the "areas of applicability" (quoting N16.9) defined by available data do not include many of the conditions of

interest for mixed oxides, and "extensions" were required. Agreement between results of diverse methods with different cross-section sets (although no guarantee) was taken to be a good indication of accuracy. Limits were not taken to be greater than the smallest critical values obtained with a reasonably good method, but in some cases were not much less where other methods gave generally larger values. Particular care was exercised to calculate limits by the various codes and cross-section sets in a manner consistent with that adopted for performing correlations.

The MONK Monte Carlo code, a neutronics code derived from GEM, has been used extensively in the U.K. for criticality calculations.<sup>7,8</sup> A sample selection of correlations with this code by two of us (Chalmers and Walker) is given in Table IV. The choice of experiments includes mixed oxides with PuO<sub>2</sub> contents of 30, 14.62 and 7.89 wt% and H/(Pu + U) ratios of 47.4, 30.6, and 51.8, respectively<sup>9</sup>; and plutonium oxides with moderation ratios of 0.04, 15, and 50 (Refs. 10, 11, and 12). The results of the calculations on the experimental systems are included in Table IV. Note that the bias is mainly to overestimate reactivity.

The computational methods selected by another of us (Clark, Savannah River Laboratory) for dry and damp mixed oxides (Table II limits) was *S<sub>n</sub>* as implemented by the ANISN code.<sup>13</sup> The cross sections were Hansen-Roach<sup>14</sup> with <sup>238</sup>U resonance cross sections modified by J. R. Knight (Oak Ridge National Laboratory). Cross sections for <sup>241</sup>Pu at infinite dilution were furnished by Smith (Los Alamos Scientific Laboratory). Cross sections for <sup>235</sup>U, <sup>238</sup>U, <sup>239</sup>Pu, and <sup>240</sup>Pu at resonance energies were selected by linear interpolation of tabulated values as a function of the logarithm of the total potential scattering cross section per absorber atom. The cross-section set for hydrogen was that obtained by fission spectrum weighting. The fission spectrum for <sup>235</sup>U or for <sup>239</sup>Pu was used, depending on which nuclide was predominant. For infinite systems (Table III limits; infinite sea concentration, Table I) the *B<sub>1</sub>* method was selected, as implemented by HRXN with Hansen-Roach cross sections and by GLASS (Ref. 15), with essentially HAMMER (Ref. 16) cross sections.

These methods were validated by correlation with a number of critical experiments pertinent to dry and damp mixed oxides. Except for experiments with PuO<sub>2</sub> (Ref. 10), which were not considered by Clark, no experiments have been performed with dry or even damp [H/(U + Pu) = 0.45] oxides, but experiments have been performed at fairly low (~3) ratios of hydrogen to fissionable atoms with various ratios of fissionable to fissile atoms. Experiments have also been performed

\*Masses given are for the plutonium contained in the mixed oxide; the total mass of PuO<sub>2</sub> + UO<sub>2</sub>, logarithmically, is given for 2, 8, 15, and 50 wt% PuO<sub>2</sub>. The limits apply to mixed oxides of Pu and uranium (<sup>235</sup>U ≤ 0.71 wt%).

TABLE IV  
Correlations with Experiment Using MONK Monte Carlo Code\* (Refs. 7 and 8)

Experiment Number	Composition	Reflector	$k_{eff}$	Standard Deviation	Reference
1	PuO <sub>2</sub> (30)-UO <sub>2</sub> -Polystyrene H/(Pu + U) = 47.4	Plexiglas	1.0635	0.0124	9
2	PuO <sub>2</sub> (14.62)-UO <sub>2</sub> -Polystyrene H/(Pu + U) = 30.6	Plexiglas	1.0611	0.0126	9
3	PuO <sub>2</sub> (7.89)-UO <sub>2</sub> -Polystyrene H/(Pu + U) = 51.8	Plexiglas	1.0357	0.0116	9
4 <sup>a</sup>	PuO <sub>2</sub> (7.89)-UO <sub>2</sub> -Polystyrene H/(Pu + U) = 51.8	Plexiglas	1.0624	0.0157	
5	PuO <sub>2</sub> H/Pu = 0.04	Plexiglas	0.9926	0.0177	10
6	PuO <sub>2</sub> -Polystyrene H/Pu = 15	Plexiglas	1.0298	0.0134	11
7	PuO <sub>2</sub> -Polystyrene H/Pu = 50	Plexiglas	1.0400	0.0124	12

\*Calculations by J. H. Chalmers and G. Walker.

<sup>a</sup>This calculation was made on the actual experimental array of compacts from data provided by S. R. Bierman. All other calculations were made on the homogeneous cuboid, as reported.

with dry metal. For nonspherical experiments, correlations were made with the KENO code,<sup>17</sup> again with Hansen-Roach cross sections, since it is equivalent to  $S_{\infty}$ . Some of the experiments contained <sup>234</sup>U, <sup>238</sup>Pu, <sup>242</sup>Pu, and <sup>241</sup>Am, which are not in the Hansen-Roach tabulation. Cross sections for <sup>238</sup>Pu were furnished by Smith. Fairly rough approximations were made for the remaining three nuclides, but they were considered adequate for the minor concentrations of these nuclides in the experiments.

There is a series of critical experiments with Plexiglas cuboids built from blocks of PuO<sub>2</sub> and UO<sub>2</sub> compacted with polystyrene in which the H/(Pu + U) ratio is 2.8, the concentration of plutonium in the U + Pu is 29.3%, and the plutonium contains 11.5% <sup>240</sup>Pu (Ref. 18). Correlations with these experiments are given in Table V. The ANISN calculations, involving transverse bucklings appropriate for a bare system, are not very meaningful except as a guide for the fairly large and somewhat uncertain extrapolation to the infinite slab.

There are PTR experiments with UO<sub>3</sub> enriched to ~1% (Ref. 19) and with UO<sub>3</sub> enriched to 3.04% (Ref. 20) <sup>235</sup>U at H/U ratios extending upward from ~3.5. No plutonium was present, but correlation with these experiments ought to give a good indication of the bias at high ratios of fissionable to fissile atoms. The results for the

experiments near 1% enrichment are reported as values of  $k_{\infty}$  as a function of H/U ratio with an uncertainty in  $k_{\infty}$  of about  $\pm 0.005$ . Since there may be some discrepancy in  $k_{\infty}$  calculated by the four-factor formula of the report and  $k_{\infty}$  calculated as the ratio of neutrons produced per neutron absorbed by  $B_1$  method, reported cross sections and  $k_{\infty}$ 's were used to determine the amount of boron required to make  $k_{\infty}$  unity. The results, expressed as B/U ratios, are given in Table VI. The H/U ratios listed in Table VI differ somewhat from the reported values, which are inconsistent with reported fractional water contents. Also given in Table VI are values of  $k_{\infty}$  calculated for these compositions. These values were fitted by least-squares to linear expressions in H/U. For the Hansen-Roach correlation,  $k = 1.0375 - 0.003427 H/U$ , and for GLASS,  $k = 1.0240 - 0.002145 H/U$ . The data show too much scatter to display any departure from linearity over the limited range of H/U. The deviation of  $k$  from unity represents the bias of the calculational method. For the experiments at 3.04%, the values in Table VII are the values computed for the reported barns of  $1/v$  absorber per uranium atom required to make  $k_{\infty}$  unity, with the absorber taken to be boron. Correlations beyond an H/U ratio of 8.01 are not given, since these are not pertinent here. A similar analysis was carried out for nitrate experiments.<sup>21</sup> The correlation is

Experiment	Diameter (cm)
	35.57 × 35
	28.86 × 40
	22.10 × 50
	20.49 × 50
	19.01 × 60
	18.49 × 60
	18.04 × 60
	13.01 × ∞
	12.60 × ∞

\*ANISN or KENO standard deviation in the Plexiglas the 18.04-cm estimate of independently the  $S_n$  calculation From Ref. 18.

Correlation:

% <sup>235</sup> U	H
1.0059	3.5
	5.6
	6.6
	7.7
1.0704	3.5
	5.6
	7.7
1.1586	3.5
	5.6
	7.7

given in Table 0.001604 H/U 1.0229 - 0.000 The correlation Tables VI, V Carlo, or  $B_1$  HAMMER correlations v ~2 to 3% in k

TABLE V  
Correlations with PuO<sub>2</sub>-UO<sub>2</sub> Compacts Reflected by 15 cm of Plexiglas  
(Density 1.185 - 8% hydrogen, 60% carbon, 32% oxygen)\*

Experimental Dimensions <sup>a</sup> (cm)	<i>k</i> <sub>eff</sub>			
	<i>S</i> <sub>4</sub>	<i>S</i> <sub>8</sub>	<i>S</i> <sub>16</sub>	KENO
35.57 × 35.63 × 36.50			0.9085	1.0163 ± 0.0062
28.86 × 40.66 × 40.72			0.9396	1.0073 ± 0.0053
22.10 × 50.82 × 50.90			0.9737	1.0023 ± 0.0053
20.49 × 50.82 × 61.08			0.9832	1.0090 ± 0.0050
19.01 × 60.98 × 61.08			0.9923	0.9954 ± 0.0061
18.49 × 61.08 × 66.07			0.9949	1.0072 ± 0.0058
18.04 × 66.07 × 71.26			1.0050	1.0129 ± 0.0061
13.01 × ∞ × ∞	1.0286	1.0299	1.0301	1.0220 ± 0.0053
12.60 × ∞ × ∞	1.0203	1.0217	1.0219	1.0218 ± 0.0063

\*ANISN or KENO with Hansen-Roach cross sections. The errors associated with the KENO calculations are one standard deviation and do not include reported experimental uncertainties in dimensions. Adjoint biasing was used in the Plexiglas reflector. Calculations were made with the reported atom densities.<sup>18</sup> The experimental data for the 18.04-cm slab do not appear in Ref. 18; these were obtained in a later experiment by Bierman. He also revised his estimate of the infinite slab thickness to 13.01 cm (0.1301 m). The 12.60-cm (0.1260-m) thickness was obtained independently by Clark from an analysis of Bierman's data, and appears more consistent with the trend shown by the *S<sub>n</sub>* calculations. The KENO results may indicate an even smaller thickness for the infinite slab.

<sup>a</sup>From Ref. 18.

TABLE VI  
Correlations with UO<sub>3</sub>-H<sub>2</sub>O Experiments (Ref. 19)

% <sup>235</sup> U	H/U	B/U	<i>k</i> <sub>∞calc</sub> / <i>k</i> <sub>exptl</sub>	
			HRXN	GLASS
1.0059	3.834	-0.000116	1.0194	1.0120
	5.067	-0.000113	1.0168	1.0114
	6.235	-0.000194	1.0104	1.0069
	6.953	-0.000283	1.0072	1.0039
	7.524	-0.000480	1.0104	1.0087
1.0704	3.785	0.000095	1.0262	1.0174
	5.841	0.000102	1.0195	1.0140
	7.145	-0.000071	1.0157	1.0113
1.1586	3.793	0.000472	1.0297	1.0189
	5.996	0.000555	1.0215	1.0140
	6.909	0.000539	1.0146	1.0071
	7.520	0.000365	1.0166	1.0106

TABLE VII  
Correlations with PCTR Experiments  
(Ref. 20)

% <sup>235</sup> U	H/U	<i>k</i> <sub>∞calc</sub> / <i>k</i> <sub>exptl</sub> HRXN
3.04	3.58	1.0320
		1.0302
		1.0296
		1.0308
		1.0270
8.01	6.38	1.0268
		1.0336
		1.0324

TABLE VIII  
Correlation with Nitrate Experiments (Ref. 21)

% <sup>235</sup> U	H/U	<i>k</i> <sub>∞calc</sub> / <i>k</i> <sub>exptl</sub>	
		HRXN	GLASS
2.14	6.36	1.0237	1.0211
	7.17	1.0179	1.0159
	8.46	1.0180	1.0182
	10.36	1.0216	1.0234
	10.40	1.0212	1.0231
2.26	8.25	1.0025	1.0022
	11.2	1.0001	1.0010

given in Table VIII and is fitted by *k* = 1.0307 - 0.001604 H/U for Hansen-Roach, and by *k* = 1.0229 - 0.0007028 H/U for GLASS.

The correlations with the PCTR experiments in Tables VI, VII, and VIII indicate that *S*<sub>∞</sub>, Monte Carlo, or *B*<sub>1</sub> calculations with Hansen-Roach or HAMMER cross sections are conservative by ~2 to 3% in *k*<sub>eff</sub> at low H/U ratios. Similarly, the correlations with the compacts in Table V indicate

TABLE IX  
Critical Experiments with Spheres\*

Experiment Number	Region	Composition	Density	Dimension	Reference
1	Core Reflector	Pu (5.18, 0.30, 0.02; a) H <sub>2</sub> O	19.74 0.9982	4.122 ± 0.006 >30	22
2	Core	U(93.8)	18.75	8.732 ± 0.009	23
3	Core	Pu (4.5, 0.3; a), 1.02% Ga	15.61	6.385 ± 0.013	23
4	Core	Pu (20.1, 3,1, 0.4; a), 1.01% Ga	15.73	6.660 ± 0.017	23
5	Core Reflector	Pu (4.80, 0.30), 1.10% Ga U(Nat)	15.53 19.00	4.533 ± 0.008 19.609	23
6	Core Reflector	U(93.24) U(Nat)	18.62 19.00	6.116 ± 0.004 18.009	23
7	Core Reflector	U(93.90) U(Nat)	18.69 19.00	6.326 ± 0.011 9.982	23
8	Core Reflector	U(93.99) U(Nat)	18.67 18.67	6.977 ± 0.011 4.425	23
9	Core Reflector	U(93.91) U(Nat)	18.70 19.00	7.755 ± 0.013 1.735	23

\*Plutonium composition is % <sup>240</sup>Pu, <sup>241</sup>Pu, <sup>242</sup>Pu; the remainder is <sup>239</sup>Pu. All percentages are by weight except where "a" denotes at %. Uranium composition is % <sup>235</sup>U; except for 1.02% <sup>234</sup>U, remainder is <sup>238</sup>U. Natural uranium contains 0.71% <sup>235</sup>U; the remainder is <sup>238</sup>U. The dimensions are in centimetres and are the core radius and the reflector thickness. In many cases, they were derived from reported masses and densities. Densities are in g/cm<sup>3</sup>.

TABLE X  
Correlations with Critical Spheres\*

Experiment Number	<i>k</i> <sub>eff</sub> Calculated for Experiment				
	S <sub>4</sub>	S <sub>8</sub>	S <sub>16</sub>	S <sub>∞</sub>	KENO
1	1.0159 ± 0.0012	1.0008	0.9968	0.9954	0.9845 ± 0.0056
2	1.0103 ± 0.0008	1.0034	1.0013	1.0009	1.0094 ± 0.0053
3	1.0159 ± 0.0017	1.0060	1.0030	1.0019	0.9973 ± 0.0053
4	1.0222 ± 0.0022	1.0124	1.0095	1.0084	0.9989 ± 0.0055
5	1.0153 ± 0.0015	1.0018	0.9983	0.9971	1.0018 ± 0.0052
6	1.0108 ± 0.0005	1.0011	0.9986	0.9978	0.9933 ± 0.0043
7	1.0139 ± 0.0013	1.0040	1.0014	1.0005	1.0017 ± 0.0036
8	1.0122 ± 0.0012	1.0029	1.0003	0.9994	0.9990 ± 0.0049
9	1.0124 ± 0.0013	1.0042	1.0018	1.0014	1.0017 ± 0.0044

\*The errors associated with the S<sub>4</sub> calculations correspond to the probable errors in the experimental radii and would presumably be about the same for S<sub>∞</sub>.

conservatism in calculations at low H/(U + Pu). The maximum ratio to be considered for damp oxide, however, is only ~0.5, which is much less than the minimum ratio in these experiments. Critical experiment data available for dry, metal spheres are listed in Table IX. For these systems, the correlations in Table X indicate good agreement between calculation and experiment and

no apparent dependence on whether the fissile material is <sup>235</sup>U or <sup>239</sup>Pu.

Experimental data for bare uranium cylinders are listed in Table XI. The correlations (Table XII) appear to indicate an increasing degree of nonconservatism as the concentration of fissile material in uranium decreases.

On the basis of these various correlations,

Experiment Number  
10  
11  
12  
13  
14  
15

\*First figure metres (x meters adjusted density wa

Experiment Number  
10  
11  
12  
13  
14  
15

\*The S<sub>n</sub> correspond to S<sub>n</sub> calculated with spherical unit calculation treating t

Clark con U(Nat) + mixtures Hansen-Rc will indee



TABLE XI  
Critical Experiments with Bare Cylinders\*

Experiment Number	Composition	Density	Radius	Height	Reference
10	Ave: U(0.58, 53.33) 11 pairs: 0.6076 U(Nat), 0.7978 U(93.41)	18.83	13.335	15.459 ± 0.077	23 23
11	Ave: U(0.40, 37.46) 13 triplets: 0.5900 U(Nat), 0.7751 U(93.43), 0.5900 U(Nat)	18.88	13.335	25.416 ± 0.127	23
12	Ave: U(0.17, 16.01) 19 pairs: 1.5262 U(Nat), 0.3021 U(93.3)	18.68	26.67	34.4 ± 0.31	23, 20
13	Ave: U(0.15, 14.11) 21 pairs: 1.8098 U(Nat), 0.3062 U(93.3)	18.41	26.67	44.44 ± 0.31	23, 24
14	Ave: U(0.13, 12.32) 25 triplets: 0.6076 U(Nat), 0.3052 U(93.3) 1 5216 U(Nat)	18.64	26.67	60.86 ± 0.30	23, 24
15	Ave: U(0.11, 10.9) 22 quadruplets: 1 8041 U(Nat), 0.2975 U(93.3) 3.0077 U(Nat), 0.2975 U(93.3)	18.63	26.67	118.95 ± 3.0	23, 24

\*First figure in average uranium composition is %  $^{234}\text{U}$ , next is  $^{235}\text{U}$ , remainder is  $^{238}\text{U}$ . Dimensions are in centimetres ( $\times 10^{-2} = \text{m}$ ). Heights were derived from reported masses, diameters, and densities, which the experimenters adjusted to compensate for warpage of plates. The dimensions (cm) ( $\times 10^{-2} = \text{m}$ ) of the stacked units were adjusted slightly from the experimental values to give an integral number of groups at critical. The average density was assumed for each component of a group.

TABLE XII  
Correlations with Bare Cylinders\*

Experiment Number	$k_{\text{eff}}$ Calculated for Experiment			
	$S_4$	$S_8$	KENO	
			Homogenized	Heterogeneous
10	0.9854 ± 0.0019	0.9840	0.9897 ± 0.0040	1.0057 ± 0.0044
11	0.9850 ± 0.0013	0.9831	0.9864 ± 0.0045	1.0015 ± 0.0039
12	0.9805 ± 0.0026	0.9800	0.9798 ± 0.0039	0.9840 ± 0.0038
13	0.9777 ± 0.0015	0.9771	0.9765 ± 0.0030	0.9823 ± 0.0036
14	0.9781 ± 0.0007	0.9774	0.9845 ± 0.0031	0.9794 ± 0.0046
15	0.9769 ± 0.0010	0.9762	0.9745 ± 0.0028	0.9753 ± 0.0037

\*The  $S_n$  calculations were made for the homogenized cylinders. The errors associated with the  $S_4$  calculations correspond to the probable errors in the experimental heights. The experimental heights were used directly in the  $S_n$  calculations. The KENO calculations for the cylinders having the average compositions were for single cylindrical units. Enclosing the first three in void cuboids gave, respectively, 0.9894, 0.9854, and 0.9833. The KENO calculations for the stacks of alternating Orallo and natural uranium plates were made for multiple units. Treating the first three as single units with all interfaces specified gave, respectively, 0.9949, 0.9890, and 0.9899.

Clark concluded that concentrations of  $^{239}\text{Pu}$  in U(Nat) +  $^{239}\text{Pu}$  in dry and damp homogeneous mixtures of oxides for which  $B_1$  calculations with Hansen-Roach cross sections give 0.95 for  $k_{\infty}$  will indeed be subcritical regardless of the mass

of material; hence these concentrations may be chosen as subcritical limits (first two limits of Table III). In view of the paucity of data and of the downward trend in  $k_{\text{eff}}$  as a function of decreasing uranium enrichment in bare cylinders, a larger

TABLE XIII  
Summary of Calculations on Mixed Oxides—Dry and Damp\* Powders

	Dry—Theoretical Density	Damp—Theoretical Density	Damp— $\frac{1}{2}$ Theoretical Density <sup>a</sup>
3 wt% PuO <sub>2</sub>			
D. W. Magnuson <sup>a</sup>	$k_{\infty} = 0.992$	688 kg Pu ( $k_{\text{eff}} = 0.95$ ) (26 061 kg MO)	2389 kg Pu ( $k_{\text{eff}} = 0.95$ ) (90 492 kg MO)
H. K. Clark <sup>b</sup>	---	236 kg Pu ( $k_{\text{eff}} = 0.95$ ) (8939 kg MO)	885 kg Pu ( $k_{\text{eff}} = 0.95$ ) (33 523 kg MO)
8 wt% PuO <sub>2</sub>			
D. W. Magnuson <sup>a</sup>	167 kg Pu ( $k_{\text{eff}} = 0.95$ ) 312.5 kg Pu ( $k_{\text{eff}} = 1.00$ )	56 kg Pu ( $k_{\text{eff}} = 0.95$ ) 83.3 kg Pu ( $k_{\text{eff}} = 1.00$ )	---
H. K. Clark <sup>b</sup>	122 kg Pu ( $k_{\text{eff}} = 0.95$ ) 184 kg Pu ( $k_{\text{eff}} = 1.00$ )	49.4 kg Pu ( $k_{\text{eff}} = 0.95$ ) 69.4 kg Pu ( $k_{\text{eff}} = 1.00$ )	161 kg Pu ( $k_{\text{eff}} = 0.95$ ) 239.8 kg Pu ( $k_{\text{eff}} = 1.00$ )
L. C. Davenport <sup>c</sup>	160.6 kg Pu ( $k_{\text{eff}} = 0.95$ ) 265.6 kg Pu ( $k_{\text{eff}} = 1.00$ )	57.8 kg Pu ( $k_{\text{eff}} = 0.95$ ) 88.9 kg Pu ( $k_{\text{eff}} = 1.00$ )	203.8 kg Pu ( $k_{\text{eff}} = 0.95$ ) 323.9 kg Pu ( $k_{\text{eff}} = 1.00$ )
J. H. Chalmers <sup>d</sup>	337.5 kg Pu ( $k_{\text{eff}} = 1.00$ )	---	160.9 kg Pu ( $k_{\text{eff}} = 0.95$ ) 268.0 kg Pu ( $k_{\text{eff}} = 1.00$ )
15 wt% PuO <sub>2</sub>			
D. W. Magnuson <sup>a</sup>	46 kg Pu ( $k_{\text{eff}} = 0.95$ ) 62 kg Pu ( $k_{\text{eff}} = 1.00$ )	32 kg Pu ( $k_{\text{eff}} = 0.95$ ) 43.7 kg Pu ( $k_{\text{eff}} = 1.00$ )	103 kg Pu ( $k_{\text{eff}} = 0.95$ ) 142.5 kg Pu ( $k_{\text{eff}} = 1.00$ )
H. K. Clark <sup>b</sup>	47 kg Pu ( $k_{\text{eff}} = 0.96$ ) 56 kg Pu ( $k_{\text{eff}} = 1.00$ )	32.9 kg Pu ( $k_{\text{eff}} = 0.96$ ) 39.4 kg Pu ( $k_{\text{eff}} = 1.00$ )	102 kg Pu ( $k_{\text{eff}} = 0.96$ ) 126.9 kg Pu ( $k_{\text{eff}} = 1.00$ )
L. C. Davenport <sup>c</sup>	50.4 kg Pu ( $k_{\text{eff}} = 0.95$ ) 66.7 kg Pu ( $k_{\text{eff}} = 1.00$ )	34.4 kg Pu ( $k_{\text{eff}} = 0.95$ ) 46.0 kg Pu ( $k_{\text{eff}} = 1.00$ )	113.4 kg Pu ( $k_{\text{eff}} = 0.95$ ) 157.0 kg Pu ( $k_{\text{eff}} = 1.00$ )
J. H. Chalmers <sup>d</sup>	---	---	143.0 kg Pu ( $k_{\text{eff}} = 1.00$ )
S. R. Bierman <sup>e</sup>	62.2 kg Pu ( $k_{\text{eff}} = 1.00$ )	48.4 kg Pu <sup>f</sup> ( $k_{\text{eff}} = 1.00$ )	---
G. Walker <sup>d</sup>	64.2 kg Pu ( $k_{\text{eff}} = 1.00$ )	---	141.0 kg Pu ( $k_{\text{eff}} = 1.00$ )
30 wt% PuO <sub>2</sub>			
D. W. Magnuson <sup>a</sup>	25 kg Pu ( $k_{\text{eff}} = 0.95$ ) 30.2 kg Pu ( $k_{\text{eff}} = 1.00$ )	23 kg Pu ( $k_{\text{eff}} = 0.95$ ) 27.5 kg Pu ( $k_{\text{eff}} = 1.00$ )	63 kg Pu ( $k_{\text{eff}} = 0.95$ ) 83.7 kg Pu ( $k_{\text{eff}} = 1.00$ )
H. K. Clark <sup>b</sup>	26.1 kg Pu ( $k_{\text{eff}} = 0.97$ ) 28.4 kg Pu ( $k_{\text{eff}} = 1.00$ )	23.3 kg Pu ( $k_{\text{eff}} = 0.97$ ) 25.5 kg Pu ( $k_{\text{eff}} = 1.00$ )	67.9 kg Pu ( $k_{\text{eff}} = 0.97$ ) 76.3 kg Pu ( $k_{\text{eff}} = 1.00$ )
L. C. Davenport <sup>c</sup>	25.4 kg Pu ( $k_{\text{eff}} = 0.95$ ) 31.6 kg Pu ( $k_{\text{eff}} = 1.00$ )	23.0 kg Pu ( $k_{\text{eff}} = 0.95$ ) 28.9 kg Pu ( $k_{\text{eff}} = 1.00$ )	70.4 kg Pu ( $k_{\text{eff}} = 0.95$ ) 91.7 kg Pu ( $k_{\text{eff}} = 1.00$ )
J. H. Chalmers <sup>d</sup>	23.5 kg Pu ( $k_{\text{eff}} = 0.95$ ) 28.3 kg Pu ( $k_{\text{eff}} = 1.00$ )	21.9 kg Pu ( $k_{\text{eff}} = 0.95$ ) 27.8 kg Pu ( $k_{\text{eff}} = 1.00$ )	64.2 kg Pu ( $k_{\text{eff}} = 0.95$ ) 86.9 kg Pu ( $k_{\text{eff}} = 1.00$ )
S. R. Bierman <sup>e</sup>	32.2 kg Pu ( $k_{\text{eff}} = 1.00$ )	28.9 kg Pu <sup>f</sup> ( $k_{\text{eff}} = 1.00$ )	---

\*Damp powders contain ~1.5 wt% water, H/(Pu + U)  $\approx$  0.45.

<sup>a</sup>Computed with ENDF/B-III cross-section data and 123-group XSDRN transport code; the radii for  $k_{\text{eff}} = 0.95$  were estimated as a function of  $k_{\text{eff}}$ , which was iterated during the calculational search to  $k_{\text{eff}} = 1.0$ .

<sup>b</sup>Computed with ANISN, a one-dimensional discrete ordinates transport code with anisotropic scattering, utilizing Hansen-Roach cross sections with <sup>238</sup>U resonance cross sections modified by J. R. Knight.

<sup>c</sup>Computed with DTF-IV transport code and ENDF/B-III cross sections; ENDF/B cross sections processed by ETOG and FLANGE codes for input to GAMTEC-II code, 18 groups used in DTF-IV.

<sup>d</sup>Computed with MONK-4 Monte Carlo code and British cross sections.

<sup>e</sup>Computed with DTF-IV transport code and ENDF/B-III cross sections; ENDF/B cross sections processed by ETOG and FLANGE codes and averaged over 17 epithermal groups and 1 thermal group (0 to 0.683 eV) by the EGGNIT code.

<sup>f</sup>From interpolation.

TABLE XIV

Calculated Limiting Critical Enrichment for Uranium and Limits for  $^{239}\text{Pu}$  Content in Uranium

	Limiting Critical Enrichment (wt% $^{235}\text{U}$ )		Critical Pl [wt% $^{239}\text{Pu}$ ]	
	Experimental	Calculated	Calculated	
$\text{UO}_3\text{-H}_2\text{O}$	1.034 <sup>a</sup>	1.010		
$\text{UO}_2(\text{NO}_3)_2\text{-H}_2\text{O}$	2.104 <sup>b</sup>	1.970		
$\text{U}(0.71)\text{O}_2\text{-}^{239}\text{PuO}_2\text{-H}_2\text{O}$			0.159	0.183
$\text{U}(0.71)\text{O}_2(\text{NO}_3)_2\text{-}^{239}\text{Pu}(\text{NO}_3)_4\text{-H}_2\text{O}$			0.678	0.812

Clayton et al.

d

<sup>a</sup>Reference 19.<sup>b</sup>Reference 21.

TABLE XV

Calculated Values of  $k_\infty$  for Low Enriched  $\text{UO}_3$  and Nitrate Aqueous Mixtures

Mixture	Enrichment (wt% $^{235}\text{U}$ )	$k_\infty$ from Experimental Data	Computed $k_\infty$
$\text{UO}_3\text{-H}_2\text{O}$	1.006 (H/U = 5)	0.99 ± 0.01	0.97
	(H/U = 4)	0.99 ± 0.01	0.97
	1.034 (H/U = 5)	1.00	0.98
$\text{UO}_2(\text{NO}_3)_2\text{-H}_2\text{O}$	2.104	1.00	0.989

in the Physical Constants Test Reactor at Hanford. Several analyses were made utilizing different computer codes and cross-section sets. Clark's correlations have already been described. Another of us (Magnuson, ORNL) did calculations using Hansen-Roach cross sections in the ANISN transport code,<sup>13</sup> but also included some calculations with the XSDRN transport code,<sup>25</sup> and 123-group cross sections.<sup>26</sup> His results are given in Table XIV.

The resultant biases in the calculations are 0.024 and 0.134, respectively, for the oxide and nitrate mixtures.

Similar type calculations were independently made by Durst (Battelle-Northwest Laboratories) utilizing ENDF/B-III cross sections in the GAMTEC-II code.<sup>27</sup> The 17 epithermal energy groups were obtained via application of the ETOG code<sup>28</sup> and the thermal group data via application of the FLANGE code.<sup>29</sup> The results are given in Table XV.

The bias in the computed  $k_\infty$  is ~2% in the case of  $\text{UO}_3$  and 1% for the nitrate. Correcting for the bias, the critical plutonium content in  $\text{PuO}_2 + \text{UO}_2$  corresponding to a  $k_\infty$  of unity would be 0.17 wt% plutonium in the Pu + U. The plutonium content for a  $k_\infty = 0.98$  would be 0.136. For nitrate [ $^{239}\text{Pu}(\text{NO}_3)_4\text{-UO}_2(\text{NO}_3)_2$ ] water mixtures, the corresponding plutonium content would be 0.77 for a  $k_\infty$  of unity and 0.70 for a  $k_\infty = 0.98$ .

Clark concluded from his correlations with PCTR experiments that a 2% margin in  $k$  was sufficient to compensate for uncertainties and to ensure subcriticality. His limiting values for  $^{239}\text{Pu}$  in U + Pu as oxides were 0.134 and 0.142 as calculated from Hansen-Roach cross sections and by GLASS, respectively. The corresponding limits for nitrates were 0.654 and 0.708.

The computed concentrations of  $^{239}\text{Pu}$  in (Pu +

value was not considered justified. Clark similarly concluded that mass limits for oxides mixtures in which the concentration of plutonium in (U + Pu) is 3 and 8% (Table II) should also be masses for which  $k_{\text{eff}}$  is calculated by  $S_\infty$  to be 0.95. For concentrations of 15 and 30%, he judged  $k_{\text{eff}}$ 's of 0.96 and 0.97 sufficiently far below the correlating values to provide adequate assurance of subcriticality. The limits in Table II are those calculated by Clark, since his values are the smallest. As many as six "independent" calculations were made by members of the Work Group or their fellow workers in deriving these limits. The results of the various calculations are summarized in Table XIII.

An important nuclear criticality safety parameter for the processing of mixed-oxide fuel is the amount of plutonium which can be added to an aqueous mixture, with and without nitrate, before criticality is achieved (last two limits of Table III). Since there have been no experiments performed to determine these concentrations, limits were deduced from calculations validated against the experimental limiting  $^{235}\text{U}$  enrichments for criticality as determined from measurements

TABLE XVI

Limiting Subcritical wt% of <sup>239</sup> Pu in Pu + U as Oxides in Water			
For $k_{\infty}$ of 0.98			
Clark		Durst	
0.134 (H-R) <sup>a</sup>	0.142 (GLASS)	0.136	
For $k_{\infty}$ of 1.00			
Clark		Durst	Magnuson
0.166 (H-R)	0.176 (GLASS)	0.169	0.183

<sup>a</sup>Hansen-Roach.

Limiting Subcritical wt% of <sup>239</sup> Pu in Pu + U Presence of Four Nitrate Ions per Plutonium Atom [Pu(NO <sub>3</sub> ) <sub>4</sub> ], and Two Nitrate Ions per Uranium Atom [UO <sub>2</sub> (NO <sub>3</sub> ) <sub>2</sub> ]		
For $k_{\infty}$ of 0.98		
Clark		
0.654 (H-R)	0.708 (GLASS)	
For $k_{\infty}$ of 1.00		
Clark		Durst
0.772 (H-R)	0.771 (GLASS)	0.77

TABLE XVII

Calculated Minimum Critical Conditions for Water-Reflected PuO<sub>2</sub>-UO<sub>2</sub>-H<sub>2</sub>O Mixtures<sup>a</sup>

wt% Pu	wt% <sup>240</sup> Pu	wt% <sup>241</sup> Pu	Minimum Critical					
			Mass g Pu ( $\times 10^{-3}$ = kg)	Cylinder Diam, cm ( $\times 10^{-2}$ = m)	Slab Thickness, cm ( $\times 10^{-2}$ = m)	Volume, ℓ ( $\times 10^{-6}$ = m <sup>3</sup> )	Areal Density, g Pu/cm <sup>2</sup> ( $\times 10$ = kg/m <sup>2</sup> )	Concentration, g Pu - ( $\times 10^{-3}$ = mg -)
3	0	0	969	26.4	12.4	30.4	0.308	7.31
			965	26.5	12.7	30.8		7.31
	15	6	1875	33.9	17.2	60.3	0.433	8.31
			1738	33.0	16.9	56.5		9.31
8	0	0	701	20.8	8.9	16.1	0.285	7.31
			709	21.3	9.4	17.3		7.31
	15	6	1275	26.5	12.4	30.9	0.393	9.31
			1197	26.4	12.6	30.8		9.31
15	0	0	616	18.6	7.5	12.1	0.276	7.31
			629	19.3	8.1	13.3		7.31
	15	6	1099	23.8	10.7	23.3	0.378	9.31
			1048	24.0	11.1	23.9		9.31
30	0	0	1505	26.4	12.3	30.8	0.453	10.31
			1434	26.4	12.6	30.7		10.31
	15	6	975	21.9	9.5	18.7	0.364	9.31
			961	22.3	10.0	19.6		9.31
25	0	0	609 <sup>c</sup>	17.2 <sup>c</sup>	6.6 <sup>c</sup>	9.9	0.268	7.31
								7.31
	15	6	926 <sup>c</sup>	21.0 <sup>c</sup>			0.364	9.31
								9.31
25	15	1320	24.1	10.8	24.0	0.436	10.31	
		1285	24.5	11.4	25.2		10.31	
			1233 <sup>c</sup>	23.0 <sup>c</sup>				

<sup>a</sup>Calculations in this table by Clark, except as noted.

<sup>b</sup>MGBS-TGAN normalized to plutonium solution experiments.

<sup>c</sup>Hansen-Roach cross sections, S<sub>4</sub>.

<sup>d</sup>Calculations by Chalmers.

TABLE XVIII

\*Calculated  $k_{eff}$  for Selected Critical Experiments Using the XSDRN-S<sub>4</sub> Transport Code\*

Material	Composition ( $\times 10^{-3} = \text{kg/l}$ )	Geometry	Reflection	Calculated $k_{eff}$
U(5)O <sub>2</sub> F <sub>2</sub> -H <sub>2</sub> O	915 g U/l	25.39-cm sphere	None	1.016
Pu(95.4)(NO <sub>3</sub> ) <sub>4</sub> -H <sub>2</sub> O	58 g Pu/l	8.455-cm half-slab	None	1.025
Pu(71.9)(NO <sub>3</sub> ) <sub>4</sub> -H <sub>2</sub> O	202 g Pu/l	10.595-cm half-slab	None	1.013
Pu(95.4)(NO <sub>3</sub> ) <sub>4</sub> -H <sub>2</sub> O	268.7 g Pu/l	14.57-cm sphere	0.124-cm stainless steel Inf. H <sub>2</sub> O	1.009
Pu(95)(NO <sub>3</sub> ) <sub>4</sub> -H <sub>2</sub> O	35.1 g Pu/l 110.8 g U/l	19.30-cm sphere	0.122-cm stainless steel Inf. H <sub>2</sub> O	1.014
Pu(91.4)O <sub>2</sub> -UO <sub>2</sub> -(C <sub>8</sub> H <sub>8</sub> ) <sub>m</sub>	85.0 g Pu/l 495 g U/l	5.78-cm half-slab	15-cm Plexiglas	1.029
Average				1.018

\*Calculations by Magnuson.

U) that provide  $k_{\infty} =$  unity and 0.98, adjusting for calculational bias, are summarized in Table XVI.

The computational methods selected by Clark for homogeneous aqueous mixtures (Table I limits) were  $S_4$  with Hansen-Roach cross sections (as already described) and MGBS-TGAN (Ref. 30). The latter combination of codes was applied to the three sets of mixed oxide experiments<sup>9</sup> considered by Chalmers and Walker. Extrapolations of the data to infinite slabs were made, and values of  $k_{eff}$  were calculated for the slabs. These values were  $\sim 0.01$  larger than values similarly obtained<sup>6,30</sup> for aqueous solutions of plutonium nitrate at the same H/<sup>239</sup>Pu ratio. Clark concluded that the bias established for nitrate solutions is appropriate for aqueous mixed-oxide mixtures. Little bias exists in the less extensive correlations of  $S_4$  and Hansen-Roach cross sections with the solution experiments,<sup>6</sup> but there appears to be a trend toward larger values of the correlating  $k_{eff}$  with larger H/<sup>239</sup>Pu ratios. Both methods were used to compute minimum critical masses, dimensions, and concentrations for PuO<sub>2</sub>-UO<sub>2</sub>-H<sub>2</sub>O mixtures. The bias characteristics of plutonium nitrate solutions were used in the MGBS-TGAN calculations. No bias was assumed in the  $S_4$  calculations. However, for the infinite sea concentrations calculated by MGBS and by  $B_1$  from Hansen-Roach cross sections, bias was assumed for both methods and was obtained by extrapolation of trends outside the range of experimental data. Results are given in Table XVII along with a few results obtained by Chalmers. Most of the differences between MGBS-TGAN and ANISN results correspond to a difference of  $< 1\%$  in  $k_{eff}$ . The maxi-

mum difference is  $\sim 2\%$  and occurs mainly for the slabs.

The limiting concentrations for homogeneous mixtures of plutonium and natural uranium, i.e., the "infinite sea" concentrations, were also calculated by Magnuson utilizing ENDF/B-III cross-section data and the XSDRN transport theory code.<sup>31</sup> Values of  $k_{eff}$  were calculated for a number of critical experiments to provide an estimate of the bias in the calculational method. The results of these calculations and the experimental conditions are given in Table XVIII.

It is seen that there are biases that are conservative for nuclear criticality safety, i.e., critical systems are calculated to be supercritical, and calculated critical systems would then be subcritical. The biases are in general the same order of magnitude as those previously found with either ANISN and Hansen-Roach 16-group cross sections or with XSDRN and an earlier ENDF/B cross-section set.

The compositions and the  $k_{\infty}$  values calculated with the transport code XSDRN are given in Table XIX. The values of the concentrations for various  $k_{\infty}$  values in Table XX were obtained from Table XIX by linear interpolation and extrapolation. It is noted for the mixtures having Pu/(Pu + U) ratios of 1.0, 0.30, 0.15, and 0.08 that the addition of natural uranium decreases  $k_{\infty}$  or increases the plutonium concentration for criticality ( $k_{\infty} = 1$ ). For Pu/(Pu + U) = 0.03, a reversal in the trend is noted, and the  $k_{\infty}$  values are higher than those for the 0.08 Pu/(Pu + U) weight ratio for the same plutonium concentrations.

TABLE XIX

XSDRN Calculations of  $k_{\infty}$  for  ${}^*PuO_2-UO_2-H_2O$  Mixtures

Weight Fraction, Pu/(Pu + U)	1.0	0.30	0.15	0.08	0.03
Pu (g/l) ( $\times 10^{-3}$ kg/l)	Calculated $k_{\infty}$ Values (XSDRN-S <sub>2</sub> )				
100 wt% ${}^{239}Pu$					
6.5	0.9474	0.9441	0.9421	0.9414	0.9466
7.0	0.9855	0.9811	0.9783	0.9766	0.9809
79 wt% ${}^{239}Pu-15$ wt% ${}^{240}Pu-6$ wt% ${}^{241}Pu$					
8.0	0.9480	0.9433	0.9411	0.9402	0.9472
8.5	0.9768	0.9710	0.9682	0.9664	0.9714
60 wt% ${}^{239}Pu-25$ wt% ${}^{240}Pu-15$ wt% ${}^{241}Pu$					
9.0	0.9407	0.9354	0.9339	0.9321	0.9397
10.0	0.9875	0.9802	0.9766	0.9742	0.9777

CONCLUSION

The work leading to the development of a proposed standard involves the efforts, contributions, and views of many persons. In addition to the derivation of subcritical limits, the validations undertaken in this regard have provided heretofore unpublished data on correlations against experimental data that may be used to assess the validity of the codes used, and cross sections, in certain applications.

ACKNOWLEDGMENTS

This paper is based on work performed under U.S Energy Research and Development Administration Contracts EY-76-C-06-1830 with Battelle Memorial Institute, AT(07-2)-1 with E. I. du Pont de Nemours and Company, and W-7405-eng-26 with Union Carbide Corporation

REFERENCES

1. "American National Standard for Nuclear Criticality Safety in Operations with Fissionable Materials Outside Reactors," N16.1-1975 (Revision of N16.1-1969), American Nuclear Society, Hinsdale, Illinois (Apr 1975).
2. RICARDO ÁRTIGAS, "Density Effects on the  $k_{\infty}$  of Shipping Packages," *Trans Am Nucl Soc*, **15**, 311 (1972)
3. J. H. CHALMERS, "The Development of Criticality Data for Nuclear Safety Purposes," *Trans Am Nucl Soc*, **11**, 687 (1968)

TABLE XX

Plutonium Concentrations for Several Calculated  $k_{\infty}$  Values

$k_{\infty}$	1.0	0.97	0.95
Weight Fraction, Pu/(Pu + U)	Plutonium Concentrations (g/l) ( $\times 10^{-3}$ kg/l), with H/Pu Atom Ratios in Parentheses		
100 wt% ${}^{239}Pu$			
1.0	7.19 (3676)	6.80 (3892)	6.47 (4095)
0.30	7.26 (3625)	6.85 (3863)	6.58 (4020)
0.15	7.30 (3594)	6.89 (3831)	6.61 (3996)
0.08	7.33 (3561)	6.91 (3805)	6.62 (3974)
0.03	7.28 (3533)	6.84 (3789)	6.55 (3958)
79 wt% ${}^{239}Pu-15$ wt% ${}^{240}Pu-6$ wt% ${}^{241}Pu$			
1.0	8.90 (2965)	3.38 (3169)	8.03 (3306)
0.30	9.02 (2909)	8.43 (3140)	8.12 (3262)
0.15	9.09 (2873)	8.43 (3131)	8.12 (3253)
0.08	9.14 (2837)	8.57 (3061)	8.19 (3210)
0.03	9.09 (2799)	8.47 (3042)	8.06 (3203)
60 wt% ${}^{239}Pu-25$ wt% ${}^{240}Pu-15$ wt% ${}^{241}Pu$			
1.0	10.27 (2576)	9.63 (2765)	9.20 (2892)
0.30	10.44 (2517)	9.77 (2715)	9.32 (2848)
0.15	10.54 (2479)	9.85 (2682)	9.39 (2818)
0.08	10.61 (2442)	9.90 (2651)	9.42 (2793)
0.03	10.59 (2391)	9.80 (2614)	9.27 (2780)

4. J. H. CHALMERS, "Criticality Parameters for Mixtures of Plutonium Oxide, Uranium Oxide, and Water," *Criticality Control of Fissile Material*, pp. 3-11, International Atomic Energy Agency, Vienna (1966).

5. S. R. BIERMAN, "Critical Experiments—Benchmarks (Pu-U Systems)," *Nucl Technol*, **26**, 352 (1975)

6. H. K. CLARK, "Establishing Subcritical Limits," *Nuclear Criticality Safety, Proceedings of a short course held at the D. H. Lawrence Ranch near Taos, New Mexico, May 7-11, 1973*, TID-26286, National Technical Information Service (1973)

7. P. J. HEMMINGS, "The GEM Code," AHSB(S)R 105, Health and Safety Branch, U.K. Atomic Energy Authority (1967)

8. T. C. LONGWORTH, "The GEM 4 Code," AHSB(S)R 146, Health and Safety Branch, U.K. Atomic Energy Authority (1968).

9. S. R. BIERMAN, E. D. CLAYTON, and L. E. HANSEN, "Critical Experiments with Homogeneous Mixtures of Plutonium and Uranium Oxides Containing 8, 15, and 30 wt% Plutonium," *Nucl Sci Eng*, **50**, 115 (1973).

10. S. R. BIERMAN and E. D. CLAYTON, "Critical Experiments with Unmoderated Plutonium Oxide," *Nucl Technol*, **11**, 185 (1971).

C. R. LLOYD, Compact  
 12. S. I. Department  
 13. W. Ordinate Union C. Code Co  
 14. G. E. Cross Sc LAMS-2  
 15. H. (nah) River  
 16. J. E. DP-1064  
 17. G. group M Comput  
 18. S. I. ments w Plutoni  
 19. V. Multipl UO<sub>2</sub>-Wa HW-703  
 20. V. SON, "UO<sub>2</sub>(NC Electric  
 21. S. I. ment o CDC-5,

11. C. R. RICHEY, J. D. WHITE, E. D. CLAYTON, and R. C. LLOYD, "Criticality of Homogeneous Plutonium Oxide-Plastic Compacts at H:Pu = 15," *Nucl. Sci Eng.*, **23**, 150 (1965).

12. S. R. BIERMAN and E. D. CLAYTON, "Critical Experiments with Homogeneous PuO<sub>2</sub>-Polystyrene at H/Pu = 50," *Nucl. Technol.*, **15**, 5 (1972).

13. W. W. ENGLE, Jr., "ANISN, A One-Dimensional Discrete Ordinates Transport Code with Anisotropic Scattering," K-1693, Union Carbide Corporation (1967); see also, the RSIC Computer Code Collection CCC-82.

14. G. E. HANSEN and W. H. ROACH, "Six and Sixteen Group Cross Sections for Fast and Intermediate Critical Assemblies," LAMS-2543, Los Alamos National Laboratory (1961)

15. H. C. HONECK, "The JOSHUA System," DP-1380, Savannah River Laboratory (1975).

16. J. E. SUICH and H. C. HONECK, "The HAMMER System," DP-1064, Savannah River Laboratory (1967).

17. G. E. WHITESIDES and N. F. CROSS, "KENO-A Multi-group Monte Carlo Criticality Program," CTC-5, Oak Ridge Computer Technology Center (1969).

18. S. R. BIERMAN and E. D. CLAYTON, "Critical Experiments with Mixed Oxides of Pu and U Containing 8 and 30 wt% Plutonium," *Trans Am Nucl Soc.*, **15**, 307 (1972).

19. V. I. NEELEY and H. E. HANDLER, "Measurement of Multiplication Constant for Slightly Enriched Homogeneous UO<sub>3</sub>-Water Mixtures and Minimum Enrichment for Criticality," HW-70310, General Electric Company (1961).

20. V. I. NEELEY, J. A. BERBERET, and R. H. MASTERSON, " $k_{\infty}$  of Three Weight Per Cent <sup>235</sup>U Enriched UO<sub>3</sub> and UO<sub>2</sub>(NO<sub>3</sub>)<sub>2</sub> Hydrogenous Systems," HW-66882, General Electric Company (1961).

21. S. R. BIERMAN and G. M. HESS, "Minimum <sup>235</sup>U Enrichment of Homogeneous Hydrogenous Uranyl Nitrate," ORNL-CDC-5, Criticality Data Center, Oak Ridge Tennessee (1968).

22. D. R. SMITH and W. U. GEER, "Critical Mass of a Water-Reflected Plutonium Sphere," *Nucl. Appl Technol.*, **7**, 405 (1969).

23. G. E. HANSEN and H. C. PAXTON, "Reevaluated Critical Specifications of Some Los Alamos Fast Neutron Systems," LA-4208, Los Alamos Scientific Laboratory (1969).

24. G. G. CHEZEM and E. J. LOZITO, "Investigation of the Criticality of Low-Enrichment Uranium Cylinders," *Nucl Sci Eng.*, **33**, 139 (1968).

25. N. M. GREENE and C. W. CRAVEN, Jr., "XSDRN: A Discrete Ordinates Spectral Averaging Code," ORNL-TM-2500, Oak Ridge National Laboratory (1969).

26. D. W. MAGNUSON, "Calculated Limiting Critical Concentrations of Plutonium in Natural Uranium and Water," ORNL-TM-5443, Oak Ridge National Laboratory (1976).

27. L. L. CARTER, C. R. RICHEY, and C. E. HUGHEY, "GAMTEC-II: A Code for Generating Consistent Multi-Group Constants Utilized in Diffusion and Transport Theory Calculations," BNWL-35, Pacific Northwest Laboratories (1965).

28. D. E. KUSNER, R. A. DANNELS, and S. KELLMAN, "ETOG-1: A FORTRAN-IV Program to Process Data from the ENDF/B File to the MUFT, GAM, and ANISN Formats," WCAP-3845-1 (ENDF-144), Westinghouse Electric Corporation (1969)

29. H. C. HONECK and D. R. FINCH, "FLANGE-II (Version 71-1): A Code to Process Thermal Neutron Data from an ENDF/B Tape," DP-1278 (ENDF-152), Savannah River Laboratory (1971).

30. H. K. CLARK, "Computer Codes for Nuclear Criticality Safety Calculations," DP-1121, Savannah River Laboratory (1967).

31. D. W. MAGNUSON, "Criticality Calculations for PuO<sub>2</sub>-UO<sub>2</sub>-H<sub>2</sub>O Mixtures Using ENDF/B Version III Cross Section Data and 123 Group XSDRN Transport Code," ORNL-TM-4767, Oak Ridge National Laboratory (1974).

95)  
20)  
96)  
74)  
58)  
  
06)  
62)  
53)  
10)  
03)  
  
192)  
148)  
118)  
193)  
780)

res of  
icality  
tomic

marks

uclear  
at the  
7-11,  
service

105.  
hority

R 146,  
hority

NSEN,  
if Plu-  
% Plu-

Experi-  
chnol.

ST 1977